



Straßenbeleuchtung		2008	2009	2010	2011	2012	2013	2014	2015	2016	2017	2018	2019	2020	2021	2022	%	Differenz
Poststr. 8	40.861	39.340	38.299	31.033	28.977	28.818	28.322	26.319	24.015	23.544	23.544	24.175	21.638	24.175	21.638	19.100	-11,73	-2.538
Frankfurter Ch. 15	55.571	56.804	53.856	56.536	53.501	57.308	57.308	44.462	30.466	30.632	30.632	25.397	24.467	25.397	24.467	25.147	2,78	680
Rouanetsstr. 12	13.997	13.815	12.853	12.563	12.424	12.162	13.014	10.637	9.181	9.735	10.141	10.141	9.438	10.141	9.438	8.583	-9,06	-855
Liebkechtstr. 1	21.544	20.784	19.949	19.549	19.330	19.420	24.413	24.413	23.499	24.478	24.674	22.985	24.250	26.011	25.533	25.237	-1,16	-296
Fürstenwalder Str. 24	59.761	58.219	59.883	57.138	41.181	40.304	42.535	39.654	39.654	41.099	40.703	37.295	40.326	41.377	38.894	34.592	-11,06	-4.302
Storkower Str. 28	29.247	34.176	33.909	34.216	34.467	33.622	35.580	34.686	34.711	34.437	34.437	33.517	37.005	35.786	35.712	34.657	-2,95	-1.055
Charlottenhof 4	21.118	20.955	19.411	16.289	16.422	14.835	14.250	13.669	14.785	14.785	15.072	13.920	15.797	15.415	12.774	11.045	-13,54	-1.729
Hannemann 3	10.772	10.608	10.946	11.360	11.518	11.466	11.291	10.996	11.061	11.061	10.970	10.305	10.797	11.127	12.745	13.229	3,80	484
Vorheider Weg 7	14.665	15.164	13.009	15.333	14.358	14.865	15.021	15.019	15.264	15.264	14.284	13.782	14.748	15.370	14.098	14.203	0,74	105
Breite Straße 16	64.356	60.346	59.565	59.234	58.104	59.986	61.415	58.846	56.021	56.021	57.276	53.713	55.495	55.123	56.045	50.565	-9,78	-5.480
Ringstraße 5	31.392	35.130	35.839	43.912	47.311	44.687	46.697	46.376	48.590	48.590	47.443	44.346	46.864	48.402	45.648	46.171	1,15	523
Bertholdplatz 1	41.135	41.798	42.955	43.192	42.226	40.459	36.180	35.605	38.961	38.961	38.385	37.831	38.251	36.778	37.329	33.706	-9,71	-3.623
Kirchplatz 2a	9.826	9.788	9.803	8.540	9.514	9.464	9.910	9.579	9.856	9.856	9.083	7.573	8.276	8.325	8.591	6.124	-28,72	-2.467
Frankfurter Str. 10	12.688	22.646	26.576	25.446	24.586	24.195	24.795	24.161	24.988	24.988	23.903	22.816	24.807	25.580	24.939	25.031	0,37	92
Radinkendorfer Str.			0		23.445	22.319	1.386	1.714	1.586	1.586	1.698	1.790	1.540	1.790	1.540	1.464	-4,94	-76
Charlottenhof/Hufenfeld												0	2.892	13.439	11.590	11.241	-3,01	-349
Am Bahrendorfer See															0	3.049	#DIV/0!	3.049
Kurzer Weg 9a															0	962	#DIV/0!	962
Am Bahnhof 10															0	8.036	-6,22	-533
Neuendorf 15	8.873	8.857	8.706	8.382	8.420	8.258	8.280	8.280	8.293	8.437	8.455	7.799	8.381	9.127	8.569	8.036	-6,22	-533
Radinkendorf 14	6.268	6.719	6.585	6.796	6.600	7.300	6.860	6.860	6.671	7.163	6.943	6.996	7.260	0	0	0	#DIV/0!	0
Radinkendorf 23a														4.181	6.891	4.263	-38,14	-2.628
Bornower Dorfstr. 15	10.004	10.436	8.917	7.730	7.681	7.972	8.436	8.289	8.289	6.890	5.690	5.566	5.684	6.079	5.751	5.666	-1,48	-85
Ausbau 1	846	1.639	1.800	1.792	1.701	1.810	1.578	1.726	1.726	1.623	1.624	1.121	1.367	1.386	1.385	1.093	-21,08	-292
Kohlsdorfer Str. 26	16.052	15.735	16.851	16.870	16.288	15.453	16.118	15.414	15.699	15.699	16.749	15.886	17.355	17.975	15.938	14.571	-8,58	-1.367
Alte Dorfstraße 16	13.271	13.994	14.992	15.590	15.541	15.865	16.813	16.689	17.422	17.422	17.484	16.466	18.436	18.795	17.115	16.839	-1,61	-276
Lindenstraße 13	13.914	14.055	13.646	13.857	13.565	13.363	14.057	13.945	14.280	14.280	14.369	13.469	15.270	15.760	15.503	15.187	-2,04	-316
Schneeberger Dorfstr. 4	13.134	14.764	13.911	11.838	11.892	11.761	13.715	13.584	13.584	13.587	13.801	12.961	14.434	15.210	14.834	14.416	-2,82	-418
Verbrauch kWh	509.295	525.772	522.261	517.196	520.410	516.968	529.492	515.911	525.720	525.720	505.801	467.207	497.321	506.043	488.657	463.453	94,84	-25.204
Betrag Euro	90.517	94.107	103.321	107.717	117.267	126.006	145.892	125.587	116.624	116.624	120.521	106.004	125.889	109.431	124.449	120.346		-4.103
Stunden/ Tag	9,71	9,81	9,62	9,60	9,67	9,55	9,96	9,70	9,84	9,84	9,98	9,38	10,04	10,63	10,41	10,35		
inst. Leistung kW	143,70	146,86	148,68	147,67	147,48	148,25	145,72	145,72	146,42	146,42	138,90	136,51	135,70	130,45	128,55	122,64		
Euro/ kWh	0,1777	0,1790	0,1978	0,2083	0,2253	0,2437	0,2755	0,2434	0,2218	0,2218	0,2383	0,2269	0,2531	0,2162	0,2547	0,2597		
Anzahl Lichtpunkte	1708	1749	1773	1763	1781	1791	1770	1770	1793	1793	1799	1834	1841	1841	1855	1885		
Verbrauch/Lichtpunkt	298,182	300,613	294,563	293,361	292,201	288,648	299,148	291,475	293,207	293,207	281,157	254,748	270,136	274,874	263,427	245,864		
Euro/ Lichtpunkt	53,00	53,81	58,27	61,10	65,84	70,36	82,42	70,95	65,04	65,04	66,99	57,80	68,38	59,44	67,09	63,84		

Anzahl Lampen 2022: 1.885
davon LED 474
Anteil LED in % 25,15%


Anzahl Lichtpunkte




inst. Leistung kW



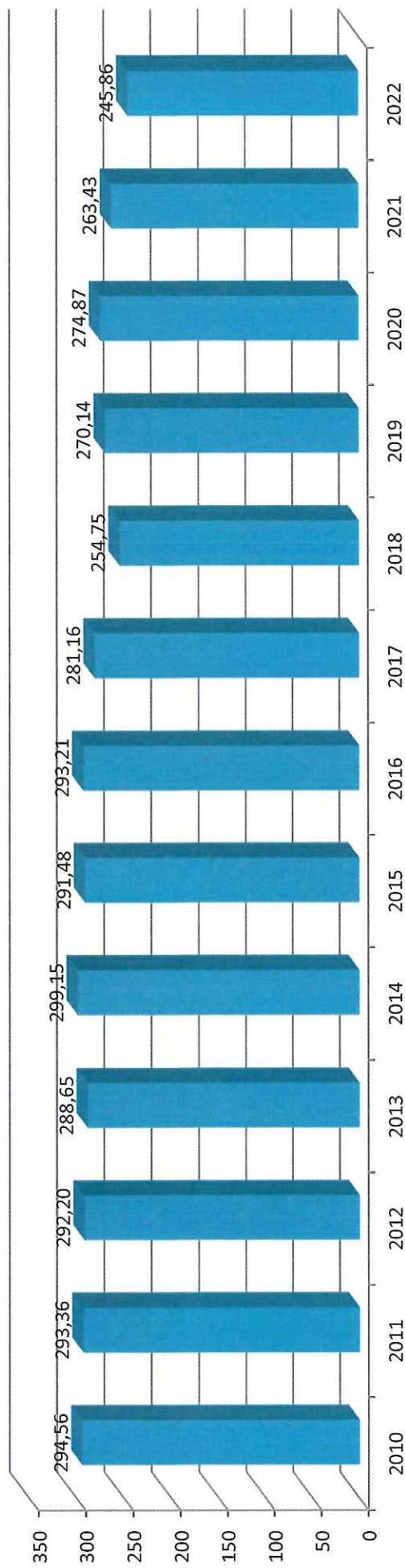
Verbrauch kWh



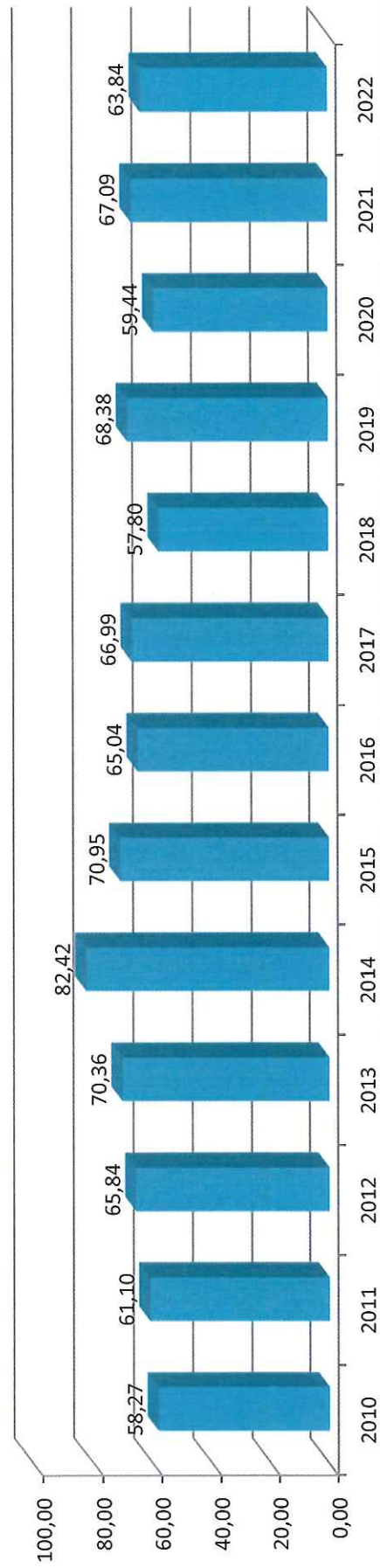
Betrag Euro



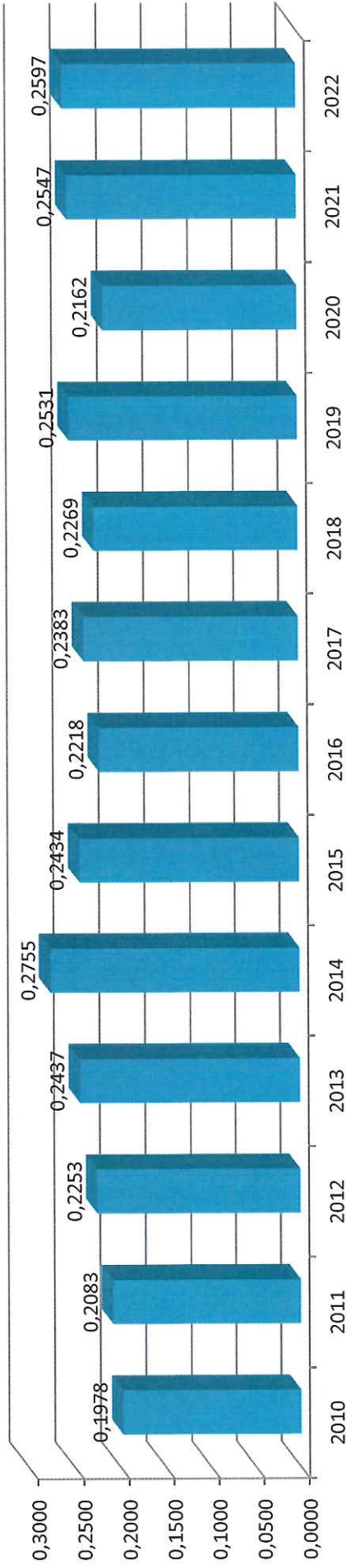
Verbrauch/Lichtpunkt



Euro/ Lichtpunkt



Euro/ kWh



Stunden/ Tag

